

Reefer Madness: The Musical

Wardrobe Track

Abby Track

Top of Show

Check in Ladies

Steam Preshow looks first (Julia (underdress zombie tights, swimsuit) and Claire (Underdress Zombie tights and shirt))

Preset:

Kayla's inhaler and water bottle DSR QC Booth

Julia Zombie (ballet slippers, Swim Cap, Mask) DSR QC Station

Julia Teen (blue skirt, yellow top, tan sweater, blue period shoes)

Annabel Teen (Cream dress, cream shoes)

Claire Zombie (Artist's smock, skirt, zombie shoes, mask) DSR QC Station

Shelby Teen Outfit (Flamenco Shirt, Blue Tearaway Dress, Character shoes) DSR QC Station

Julia, Annabel, Kayla, and Claire Personal Bra (once they are done with them in the dressing room)

Ben's reefer Outfit (Reefer vest, jeans) DSL behind bleachers

DSR QC Booth- Michelle's Cop Outfit (Pants, Jacket, Boots, Police Hat, Police Belt and bra)

Orgy Part 1 looks: Annabel (Leather Skirt, Leather Top, Fringe Gloves, Large Headdress), Claire (Kimono, Hat with Veil), Kayla (Bavarian Dress, Blonde Wig), Julia (Leopard print bra, Leopard print skirt with bananas, Leopard print headband), Sydney (Gold Bra, White skirt, tall Egyptian hat), Michelle (Straw skirt, coconut bra, flower crown), Shelby (Beaded Bra, Purple skirt with bangles, Veil headband).

Listen to Jesus Looks (Feather Bodice, White Short shorts, Shimmer Tights, Gold Character Shoes, Wings, Halo, robe in case) for Ensemble ladies (Julia, Kayla, Claire, Annabel, Sydney, Michelle) in DSR Quick Change Station

ROLL DSR QUICK CHANGE RACK DOWN BEFORE HOUSE OPENS

ACT I

- Before top of show, get Julia and Claire OUT of preshow looks and INTO Zombies
- @ end of “Reefer Madness” Kaya goes OUT of zombie and INTO clean dress DSR Hallway in front of QC Booth
- @ end of “The Stuff,” Shelby goes OUT of Placard Girl and INTO Teen w/flamenco underdressed at DSR QC Station *Preset placard at station-she’s coming right back
- @ end of “5 and Dime,” Shelby goes OUT of Teen and INTO Placard girl at DSR QC Station
- @ top of “Orgy,” Shelby goes OUT of Placard and INTO Orgy pt 1 and 2 (Nude Leotard and Shorts, purple skirt, beaded top, veil headband) at DSR QC Station
- During “Orgy,” meet Lauren and Kelsey behind SR bleacher, help remove clothes (place clothes back in dressing room) *Stick around to help Nick with Goatman change
- Help Shelby go INTO Reefer, DSR Hallway/ QC Booth
- Help the ladies in the DSR QC booth change into “Listen to Jesus” outfits- they will have to leave and return (the robes are there if needed for this purpose)
- During “Jesus,” preset Michelle’s police costume (pants, jacket, belt, hat, shoes, socks), at DSR QC booth—@ end of “Jesus,” Michelle will go OUT of Angel, and INTO Cop
- @ top of “Mary Lane/Mary Jane,” Help Sam into his goatman pants at SR Bleachers. QUICK, one buckle
- @ the end of “Mary Jane/Mary Lane,” the entire ensemble (EXCEPT for Koby and Kayla) goes OUT of various outfits, and INTO Teen outfit (DSR/DSL QC Booth)
- Quickly collect garments and roll rack back to dressing room before house opens for intermission

INTERMISSION

Collect QC discards and hang up- keep SAM’s garments placed behind bleachers

Get Orgy Costumes out from under the bandstand

Collect Kaya’s nightgown and hang up

Preset

Preset Lauren’s Mae (purple robe, heels, undergarment), Kelsey’s Sally (Fur Coat, slip, undergarment, stockings, heels) DSR QC Booth

USR- Preset Shelby’s cop hat and police trench coat

DSR- preset Kaya’s fur bikini top, gold skirt and high heels

DSR QC Booth – preset Kaya’s “Mary Sunshine” tear-away white shirt, tear-away white skirt, pink sweater, shoes, and ribbon blood

DSR QC Booth- preset Julia and Michelle's Teen Outfit

Preset Zack's Jacket, Hat and Shoes @ SR Bleacher

DSR QC Booth- preset Michelle's "Mae Double" Outfit (Blue Robe and Blue Nightgown)

*DSR QC Booth- Preset Claire, Annabel and Michelle's "Truth" outfits (Red Jacket, Gold Shoes, Blue Belt, White Gloves, Blue Band Hat) *Note- they will underdress their white tights and Blue star shorts, so no need to preset*

DSR QC Booth just outside curtain to band – preset small tub of water and cloth in case of blood soap in actor's eye

Act II

- Before "Brownie Song," help Zack into overcoat, hat and black shoes at DSR
- During "Brownie Song" help Lauren and Kelsey out of Doo-Wop and into Reefer Den
- @ end of brownie song, help Ernie, Julia and Michelle OUT of wizard of oz costumes and INTO teen outfits
- @ end of "Romeo and Juliet Reprise" Help Shelby INTO cop hat and trench coat USR
- @ end of "Romeo and Juliet Reprise," Help Sam OUT of jacket, shirt and tie and INTO goatman pants and goatman mask behind DSR bleacher
- @ end of "Murder," Michelle goes OUT of zombie and INTO "mae double" robe look at DSR QC Booth
- @ end of " The Stuff Reprise," Sam overdresses FDR Jacket, Pants, Brown Hat (behind SL Bleacher)
- Help Annabel, Michelle and Claire into "Truth" outfits at DSR QC Booth
- @ the top of "Truth," help Liam OUT of Switch Puller Jacket and INTO Uncle Sam Suit Jacket and Top hat behind DSR bleacher
- During "Truth" quickly collect all garments and roll racks back to dressing rooms before house opens and the show ends

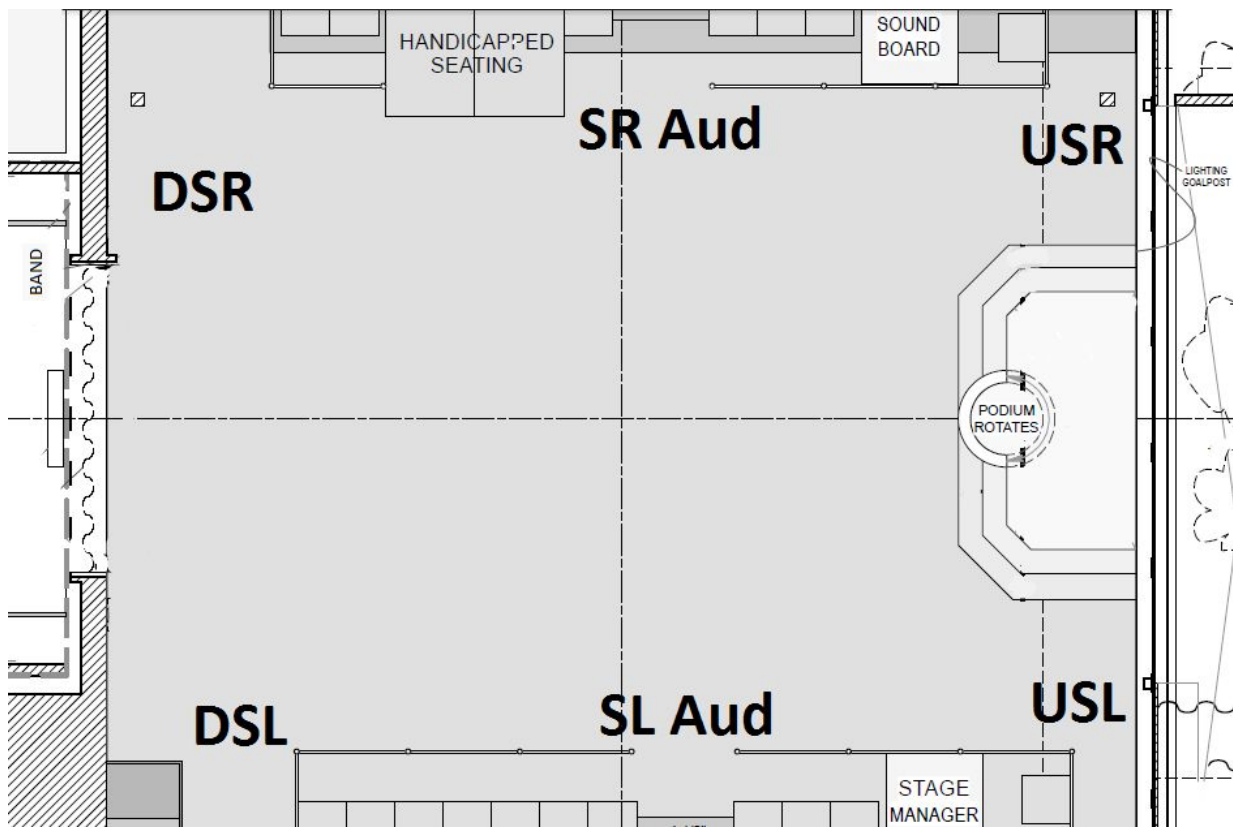
POST SHOW

Collect QC discards and hang up

Check in ALL costumes (Ladies dressing room AND Sam's backstage stuff)

Proceed to Laundry

Block lace front wigs



Reefer Madness: The Musical

Wardrobe Tracking Sheet

Alicia Track

Top of Show

Check in Ladies

Steam Preshow looks first (Julia (underdress zombie tights, swimsuit) and Claire (Underdress Zombie tights and shirt))

Preset:

Kayla's inhaler and water bottle DSR QC Booth

Julia Zombie (ballet slippers, Swim Cap, Mask) DSR QC Station

Julia Teen (blue skirt, yellow top, tan sweater, blue period shoes)

Annabel Teen (Cream dress, cream shoes)

Claire Zombie (Artist's smock, skirt, zombie shoes, mask) DSR QC Station

Shelby Teen Outfit (Flamenco Shirt, Blue Tearaway Dress, Character shoes) DSR QC Station

Julia, Annabel, Kayla, and Claire Personal Bra (once they are done with them in the dressing room)

Ben's reefer Outfit (Reefer vest, jeans) DSL behind bleachers

DSR QC Booth- Michelle's Cop Outfit (Pants, Jacket, Boots, Police Hat, Police Belt and bra)

Orgy Part 1 looks: Annabel (Leather Skirt, Leather Top, Fringe Gloves, Large Headdress), Claire (Kimono, Hat with Veil), Kayla (Bavarian Dress, Blonde Wig), Julia (Leopard print bra, Leopard print skirt with bananas, Leopard print headband), Sydney (Gold Bra, White skirt, tall Egyptian hat), Michelle (Straw skirt, coconut bra, flower crown), Shelby (Beaded Bra, Purple skirt with bangles, Veil headband).

Listen to Jesus Looks (Feather Bodice, White Short shorts, Shimmer Tights, Gold Character Shoes, Wings, Halo, robe in case) for Ensemble ladies (Julia, Kayla, Claire, Annabel, Sydney, Michelle) in DSR Quick Change Station

ROLL DSR QC RACK DOWN BEFORE HOUSE OPENS

ACT I

- Before top of show, get Julia and Claire OUT of preshow looks and INTO Zombies DSR QC Booth
- @ end of “Reefer Madness” Kaya goes OUT of zombie and INTO clean dress DSR Hallway in front of QC Booth
- Then, hang out at dressing room to help ladies into Teen Outfits (take Claire and Julia preshow looks back to the dressing rooms)
- After ladies are in their Teen Outfits, head to the DSR QC Booth and help people into their Orgy Pt. 1 outfits
- @ the end of “The Orgy,” meet the ladies in the DSR QC booth and change them into “Listen to Jesus” outfits- they will have to leave and return (the robes are there if needed for this purpose) *this one is pretty fast
- During “Jesus” set Sydney’s teen outfit (plaid top, plaid skirt, blue heels) in DSL QC Booth
- Once “Jesus” outfits are on, reset all costumes in respective dressing rooms, and prep teen outfits (EXCEPT for Koby and Kayla) at DSR/DSL QC booths- this includes Liam’s Ralph costume and Mason’s Jack Costume- you have the length of “Listen to Jesus Jimmy” to reset costumes
- @ the end of “Mary Jane/Mary Lane,” the entire ensemble (EXCEPT for Koby and Kayla) goes OUT of various outfits, and INTO Teen outfit (DSR/DSL QC Booth)

INTERMISSION

Collect QC discards and hang up- keep SAM’s garments placed behind bleachers

Collect Kaya’s nightgown and hang up

Preset

Preset Lauren’s Mae (purple robe, heels, undergarment), Kelsey’s Sally (Fur Coat, slip, undergarment, stockings, heels) DSR QC Booth

USR- Preset Shelby’s cop hat and police trench coat

DSR- preset Kaya’s fur bikini top, gold skirt and high heels

DSR QC Booth – preset Kaya’s “Mary Sunshine” tear-away white shirt, tear-away white skirt, pink sweater, shoes, and ribbon blood

DSR QC Booth- preset Julia and Michelle’s Teen Outfit

Preset Zack’s Jacket, Hat and Shoes @ SR Bleacher

DSR QC Booth- preset Michelle’s “Mae Double” Outfit (Blue Robe and Blue Nightgown)

*DSR QC Booth- Preset Claire, Annabel and Michelle's "Truth" outfits (Red Jacket, Gold Shoes, Blue Belt, White Gloves, Blue Band Hat) *Note- they will underdress their white tights and Blue star shorts, so no need to preset*

DSR QC Booth just outside curtain to band – preset small tub of water and cloth in case of blood soap in actor's eye

ACT II

- @ end of brownie song, help Ernie, Julia and Michelle OUT of wizard of oz costumes and INTO teen outfits
- During "Brownie Song" help Lauren and Kelsey back into their "Reefer Den" looks
- During "5 and Dime Reprise" Help Shelby DSR QC Booth
- Then, collect discarded jackets and hats, and return to dressing rooms
- @ end of "Romeo and Juliet Reprise," help Kaya OUT of Mary Lane skirt and top, and INTO fur bikini, gold skirt, high heels at DSR QC booth
- @ "The Stuff Reprise," help Lauren OUT of current robe and INTO bloody robe Under Band Stand. Take the first robe with you when you crawl back under band stand
- @ End of "The Stuff Reprise," Help Michelle, Claire and Annabel into their final looks at DSR QC Booth
- During "Truth" hand Mason Jesus wig behind SL Bleacher
- During "Truth" quickly collect all garments and roll racks back to dressing rooms before house opens and the show ends

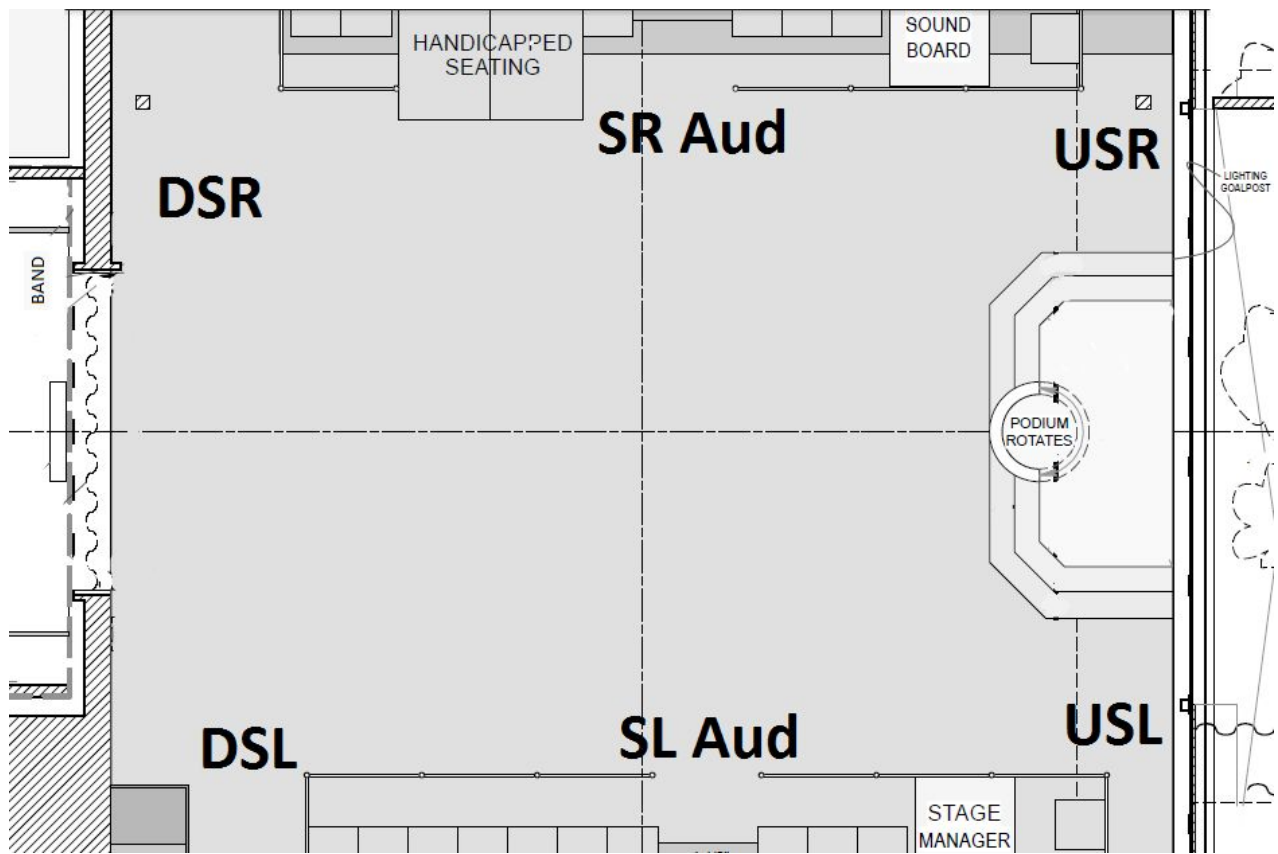
POST SHOW

Get Lauren towel from Laundry Room

Collect QC discards and hang up

Check in ALL costumes (Ladies dressing room AND Sam's backstage stuff)

Proceed to Laundry



Reefer Madness: The Musical

Wardrobe Track Sheet

Ray Track

Preshow

Check in Men

Steam Preshow looks first (Michael (underdress football socks and pants), Kyle (underdress nerd shirt, vest and socks), Ernie (underdress zombie prom shirt), Koby (underdress zombie socks))

Presets

Set Sam's Presets:

Mr. Poppy's Apron and hat (SR bleacher near podium)

Goatman pants and wig- in a basket (behind USR bleacher)

Mom's apron, sweater, gloves, glasses, necklace, pearls and wig (behind USR Bleacher)

2 priest robes (Behind SL bleacher near podium)

Old Man Trench coat, Hat, Scarf (SL behind bleacher)

Detective Trench Coat, Hat (SL Bleacher)

ROLL RACKS DOWN DURING "REEFER MADNESS"

Presets: Help Ladies with their preset rack and steaming

ACT I

- Before top of show, help Michael, Ernie, Koby and Kyle OUT of preshow looks, and INTO zombies in Main Dressing Room
- Then, during the opening number, roll down the men's racks, remembering to include shoes, hats and accessories for this journey
- During "The Orgy," Help Mason and Liam get out of their clothing behind the SR bleacher. Collect their clothes and Kyle's teen look (USR) and return to rack
- @ end of "The Orgy," help Liam into Ralph pants, button up shirt, shoes, tweed jacket, glasses and hat at DSL QC booth (preset the sweater for Liam to change into later)

- Then, IMMEDIATELY help the gentlemen into “Listen to Jesus Jimmy” at DSL QC Booth (They will need to leave and come back for this change) *this change is fast
- Then, collect discards and hang them back up in the dressing rooms- retrieve the Teen outfits for the men (EXCEPT for Koby), and preset them at DSL QC Booth
- @ top of “Mary Lane/Mary Jane,” Help Mason into his Jesus wig at DSL QC booth
- At the end of “Mary Lane/Mary Jane,” help men into teen looks (EXCEPT for KOBY- he will already be in it)

INTERMISSION

Collect QC discards and hang up

Preset

Blood in SL QC Booth for Lauren’s change

SR Behind Bandstand- preset George Washington look for Mason (Jacket, fluffy shirt, white wig, shoes)- underdress tights and knickers.

Get goatman prepped under SR bleachers

Behind SR Bleacher- preset Liam’s striped jacket, American top hat, red bowtie, and vest AND Switch puller (coat, tie, pants, hood)

Behind Podium onstage- Preset Liam’s really bloody Yale sweater

Behind SL bleacher- preset FDR suit and hat

SL QC Booth – preset Ben’s prison stripes

SL QC Booth - Small dish of water and a cloth to wipe off detergent blood

ACT II

- @ the end of “The Brownie Song,” help Ernie OUT of Dorothy outfit and INTO teen outfit at DSL QC Booth
- After that, help men out of coats/hats, and return them to the rack
- Help the guys into Zombie costumes for “Murder”
- At end of “Murder,” help Liam into Switch Puller Look @ DSR bleacher

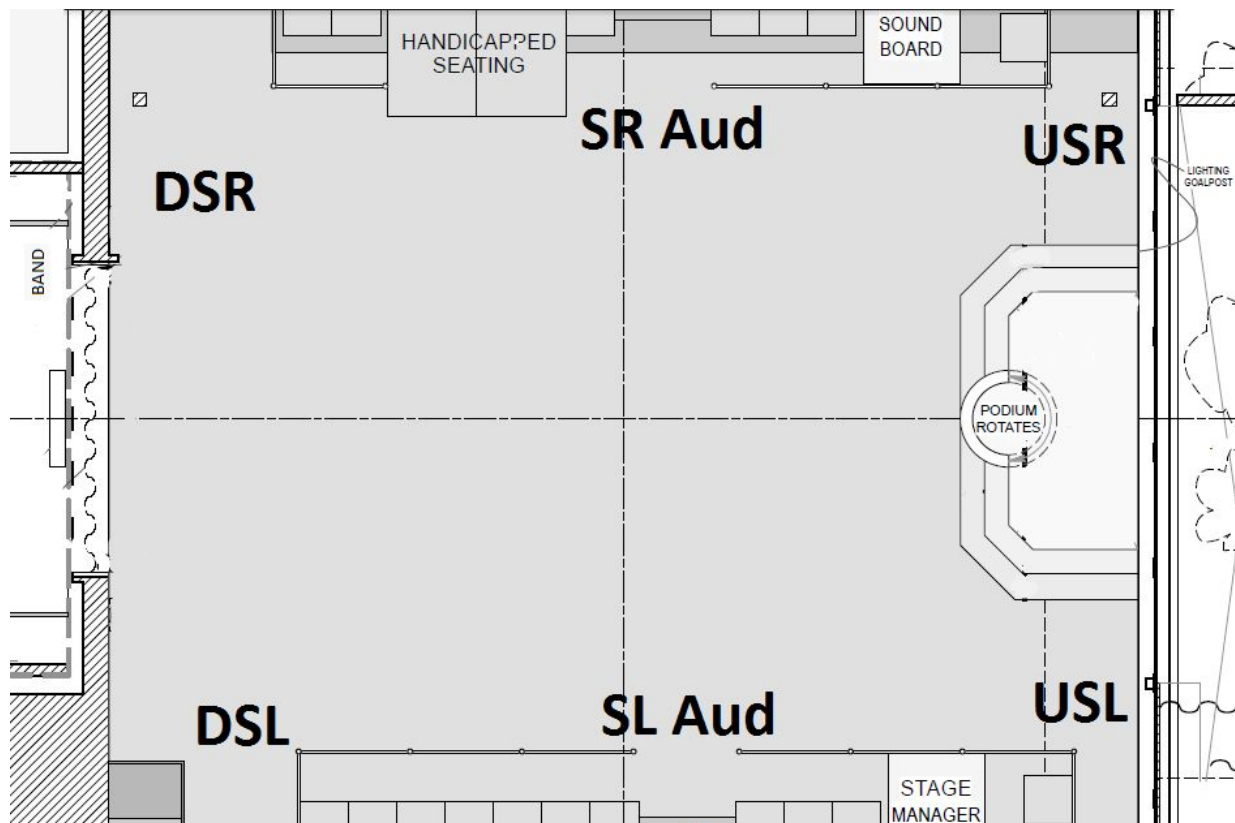
- @ the end of “The Stuff Reprise,” Mason goes OUT of Jack suit, and INTO George Washington (white wig, tights, knickers, white shirt, blue jacket, shoes) Behind bandstand, he will be coming out from under bandstand (underdress tights and knickers)
- SL QC Booth, help the guys into their Finale “Truth” costumes
- During “Truth” quickly collect all garments and roll racks back to dressing rooms before house opens and the show ends

POST SHOW

Collect QC discards and hang up

Check in ALL costumes (Men’s dressing room)

Proceed to Laundry



Reefer Madness: The Musical

Wardrobe Track Sheet

Nick Track

Preshow

Check in Men

Steam Preshow looks first (Michael (underdress football socks and pants), Kyle (underdress nerd shirt, vest and socks), Ernie (underdress zombie prom shirt), Koby (underdress zombie socks))

Sweep the tablesaw

Unplug Compressor?

Presets

Set Sam's Presets:

Mr Poppy's Apron and hat (SR bleacher near podium)

Goatman pants and wig- in a basket (behind USR bleacher)

Mom's apron, sweater, gloves, glasses, necklace, pearls and wig (behind USR Bleacher)

2 priest robes (Behind SL bleacher near podium)

Old Man Trench coat, Hat, Scarf (SL behind bleacher)

Detective Trench Coat, Hat (SL Bleacher)

Kyle's Orgy (skull loin cloth, bone chest plate) DSR hook

All Zombie looks (EXCEPT Zack) in baskets

ROLL RACKS DOWN DURING "REEFER MADNESS"

Presets: Help Ladies with their preset rack and steaming

ACT I

- Before top of show, help Michael, Ernie, Koby and Kyle OUT of preshow looks, and INTO zombies in Main Dressing Room
- Then, during the opening number, roll down the men's racks, remembering to include shoes, hats and accessories for this journey
- @ end of "Reefer Madness," Ben goes OUT of Zombie vest and INTO clean vest (coming from offstage) DSL Bleacher
- Midway through "The Orgy," Meet Sam behind SR bleacher- remove top half of his suit, put on Goatman pants/spats- preset jacket, tie, shirt behind SR bleacher
- @ the end of "The Orgy," help Mason into Jesus wig and costume at DSL QC Booth
- Collect Goatman Suit from Aidan/Graham/D. (Or collect during "Jesus" when you grab Julia/Kyle's Orgy stuff)
- @ the top of "Listen to Jesus Jimmy," help Liam OUT of Ralph, and INTO Sally's baby look (diaper, bib, soft shoes, little hat) at DSR behind Bleachers
- During "Jesus," go under the bandstand and grab Julia's Bananas skirt/bodice and Kyle's skull skirt and bone top- deliver bananas to ladies QC Booth (DSR)
- During "Jesus," Help Liam into his baby bonnet SL
- During "Mary Lane/Mary Jane," Help Mason into Jesus VERY QUICK DSL at the bleachers
- At the end of "Mary Lane/Mary Jane," help men into teen looks (EXCEPT for KOBY- he will already be in it)

INTERMISSION

Collect QC discards and hang up in dressing rooms

Collect Orgy Costumes under the bandstand and hang up

Presets

Blood in SL QC Booth for Lauren's change

SR Behind Bandstand- preset George Washington look for Mason (Jacket, fluffy shirt, white wig, shoes)- underdress tights and knickers.

Get goatman prepped under SR bleachers

Behind SR Bleacher- preset Liam's striped jacket, American top hat, red bowtie, and vest AND Switch puller (coat, tie, pants, hood)

Behind Podium onstage- Preset Liam's really bloody Yale sweater

Behind SL bleacher- preset FDR suit and hat

SL QC Booth – preset Ben’s prison stripes

SL QC Booth - Small dish of water and a cloth to wipe off detergent blood

ACT II

- @ end of Brownie Song, help men out of coats/hats, and return them to dressing rooms
- @ end of “Romeo and Juliet Reprise,” Ben goes OUT of reefer jeans and vest, and INTO prison stripes in DSL QC Dressing rooms
- @ top of “Stuff Reprise” go under the bandstand with paintbrushed bloody hand (Edible Ben Nye Blood) and spray bottle (Detergent Blood). Wait until Alicia finishes changing Lauren’s dress, Lauren will turn towards you– smear handprint on face/neck and spray chest area. Plant foot firmly, Mason will use you to pull himself under the stage.
- Wipe fake blood off hands DSL QC Booth
- Help Michael into “Truth” costume at the end of “The Stuff Reprise”
- Midway through “Truth” hand Mason Jesus wig
- After wig hand-off, quickly collect all garments and roll racks back to dressing rooms before house opens and the show ends

POST SHOW

Collect QC discards and hang up

Check in ALL costumes (Men’s dressing room)

Proceed to Laundry

